

# [ 2018 ANNUAL REPORT ]

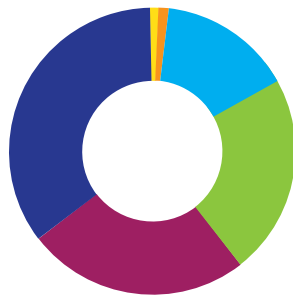
IN 2018, ACH PROUDLY SERVED **2,392** UNDUPLICATED INDIVIDUALS

## AGE GROUPS



**48%** 13-18  
**39%** 6-12  
**7%** 0-5  
**5%** 19 & Up  
**1%** Unknown

## RACE ETHNICITY



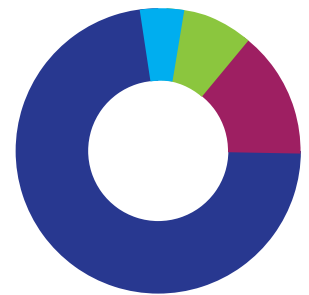
**34%** Hispanic or Latino  
**27%** White, non-Hispanic  
**26%** African American  
**13%** Unknown or Other  
**2%** Multi-Racial, Multi-Ethnic  
**1%** American Indian or Alaska Native

## INCOME RANGE



**45%** Unknown  
**22%** Less than \$20,750  
**12%** \$20,751-\$34,599  
**12%** \$34,600-\$55,349  
**6%** \$63,000 and above  
**3%** \$55,350-\$62,999

## COUNTY OF ORIGIN



**76%** Tarrant  
**12%** Other  
**8%** Johnson  
**4%** Dallas

\*Some totals not 100% due to rounding



## VOLUNTEERS



**5,713**  
Volunteer  
Hours



**31**  
Projects



**720**  
Number of  
Volunteers



**\$141,054**  
Value of  
Volunteer Hours



## INDIVIDUALS SERVED

### PROTECTING CHILDREN

<b>257</b>	Foster Care
<b>217</b>	Therapeutic Respite
<b>189</b>	Youth Emergency Shelter
<b>77</b>	LIFE Project (Supervised Independent Living)
<b>59</b>	Safe Place
<b>50</b>	HOPE (Street Outreach)
<b>46</b>	Adoption
<b>46</b>	Summit
<b>16</b>	Behavioral Care
<b>11</b>	Wedgwood Residential Care

### PRESERVING FAMILIES

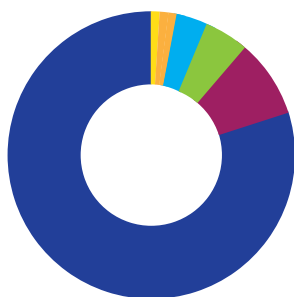
<b>16,994</b>	Outreach/Education
<b>4,748</b>	Crisis Hotline (AIRS)
<b>1,611</b>	Counseling and Skill Builder Classes (Services to At-Risk-Youth)
<b>15</b>	Families Together

### OUR COMMUNITY, OUR KIDS (OCOK)

<b>2,306</b>	Children Served
<b>305</b>	Children Adopted
<b>114</b>	Service Providers in OCOK Network
<b>37</b>	Child-placing Agencies in OCOK Network

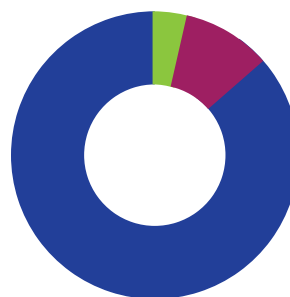
## 2018 FINANCIAL SUMMARY

### TOTAL REVENUES \$64,715,139



<b>81%</b>	State Contract – Network Management	\$52,714,941
<b>9%</b>	Endowment	\$5,652,173
<b>4%</b>	Public Grants/Contracts ACH Programs	\$2,297,254
<b>3%</b>	Community Support	\$2,093,458
<b>2%</b>	Fees for Services/Other	\$1,382,137
<b>1%</b>	Trusts	\$575,176

### TOTAL EXPENSES \$66,209,394



<b>92%</b>	Programs	\$60,912,642
<b>6%</b>	General & Administrative	\$3,707,726
<b>2%</b>	Fundraising	\$1,589,025

Note: Some deficits are covered by multi-year funding.